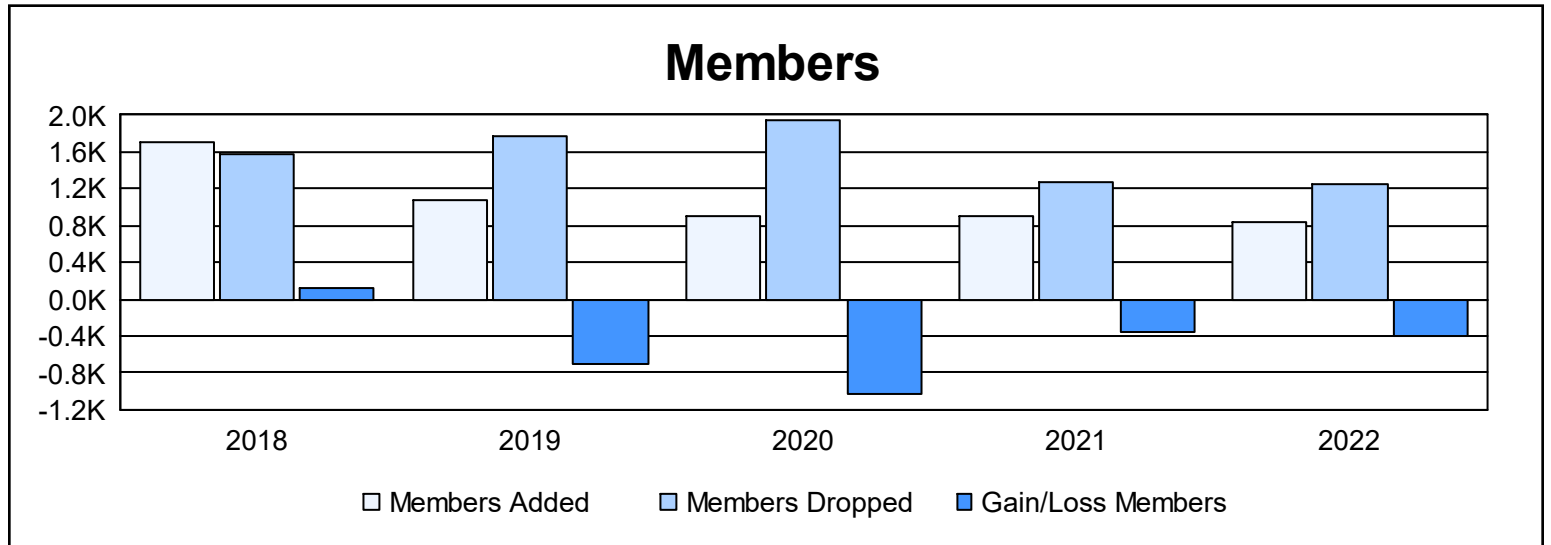
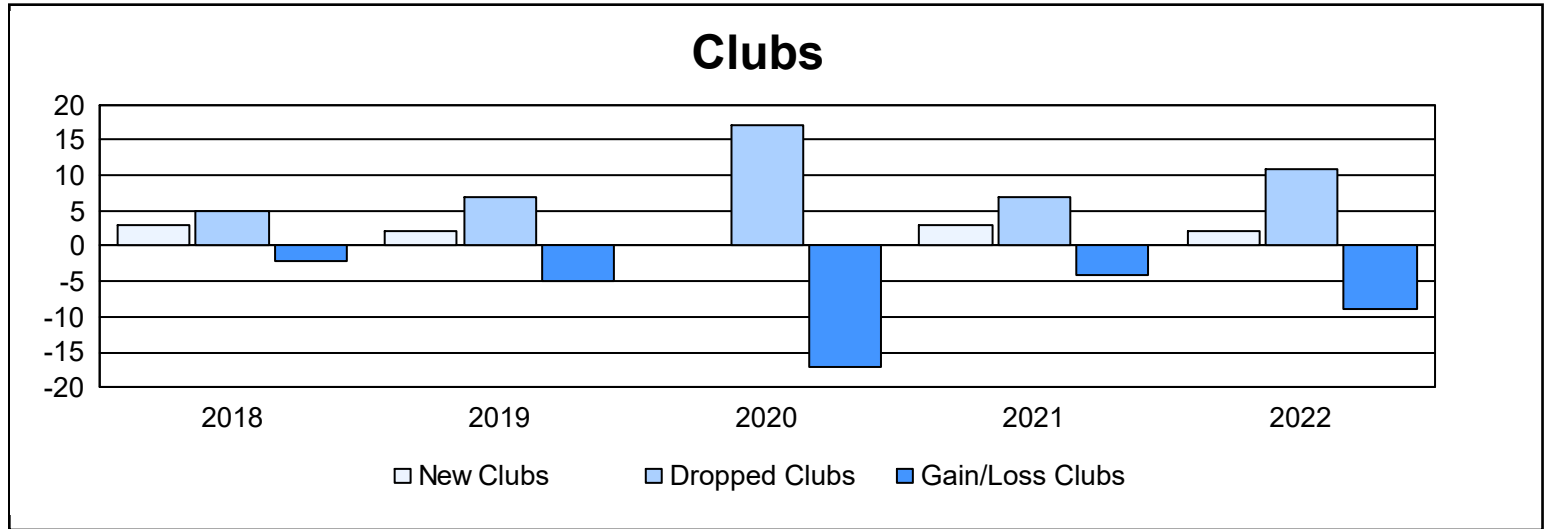
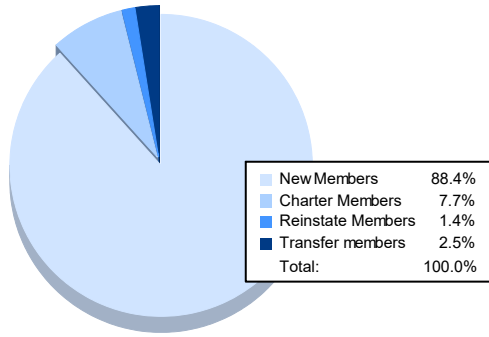


Year	New Clubs	Dropped Clubs	Gain/ Loss Clubs	New Members	Charter Members	Reinstate Members	Transfer Members	Total Member Added	Total Members Dropped	Gain/ Loss Members
2017-2018	3	5	-2	1,558	77	61	8	1,704	1,582	122
2018-2019	2	7	-5	980	50	18	19	1,067	1,765	-698
2019-2020	0	17	-17	824	8	28	48	908	1,937	-1,029
2020-2021	3	7	-4	795	78	15	21	909	1,267	-358
2021-2022	2	11	-9	750	65	12	21	848	1,253	-405
Average	2	9	-7	981	56	27	23	1,087	1,561	-474



Membership Composition June 2022 Cumulative



Gender Composition June 2022 Cumulative

